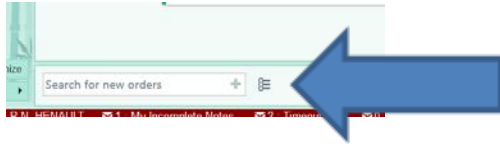


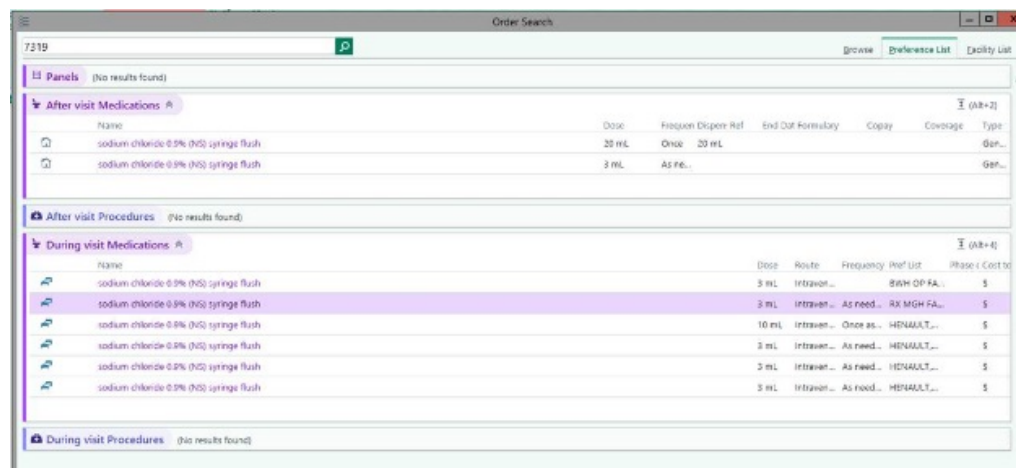
## Ordering a Normal Saline Flush

Got to **Order Only > Meds and Orders**.

In the lower left of the screen enter **7319** in the search field.



Select and double click the **sodium chloride 0.9% NS syringe flush** Under **During Visit Medications**



sodium chloride (NS) 0.9 % syringe flush 3 mL ✓ Accept ✗ Cancel

Reference: 1. Knowledge Link

Units:  mL  mL  mL  mL

Dose:  mL

Administer Dose: 3 mL  
Administer Amount: 3 mL

Route:

Frequency:  As needed  Once  Q4H  Q6H  Q8H  Q12H PRN

PRN reasons:  line care  other (free text field)

PRN comment:

For:

Starting:    At:

Starting: **Today 1519** Ending: **Tomorrow 1518**

There are no scheduled times based on the current order parameters.

Admin. Inst.:

Prod. Admin. Inst.: (none)

Inst.:

Note to Pharmacy:

Priority:

### Ordering Fields

Dose: 3 ML

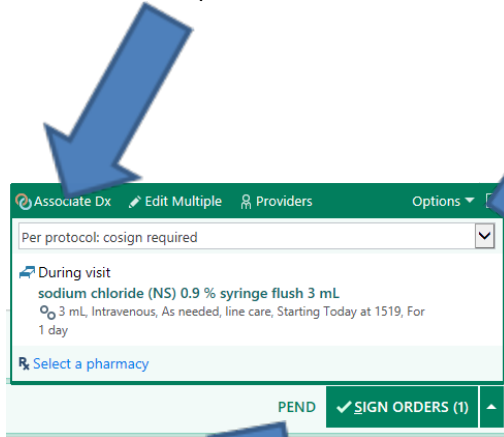
Route: Intravenous

Frequency: As Needed

For: 1 DAY

Click **Accept** (lower right corner)

Associate to Dx (use Research exam or Research Patient)

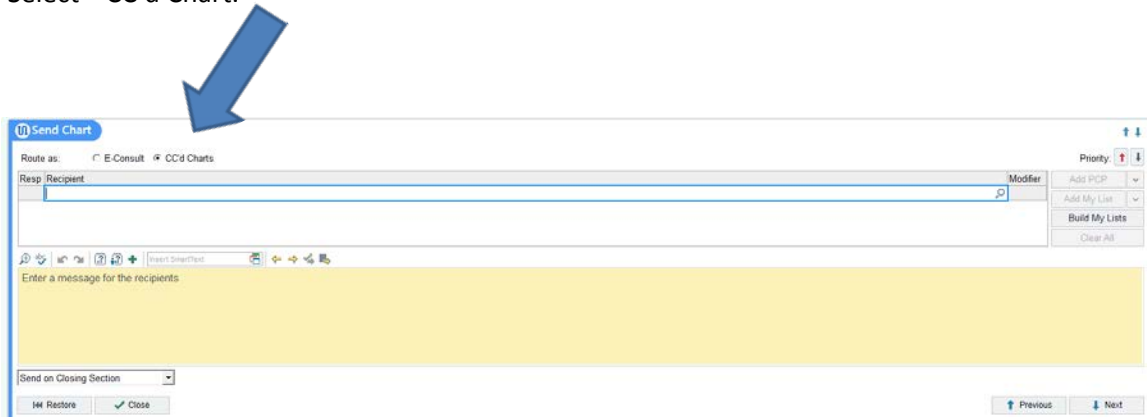


Research Associate (click drop down arrow next to Options- Left side of header)

Note: To Research Associate the patient needs to be associated to the study in Epic. Though you have not consented the patient you can still mark them as enrolled in Epic

You then Pend the order (Do not sign it.)

Under Send Chart  
Select CC'd Chart.



Add the PI's name as Recipient. And hit Close

The PI will get a message in his IN Box to sign order

