

# AT A GLANCE: ACADEMIC YEAR 2018-2019

## JULY/AUGUST 2019

The Center for Faculty Development (CFD) was established to facilitate career development of ALL MGH faculty. This umbrella organization addresses all aspects of faculty development, as well as specializing on the clinical faculty through the Office for Clinical Careers (OCC), the research community through the Office for Research Career Development (ORCD), Graduate Student Division (GSD) and Post Doctoral Division (PDD) and the women faculty through the Office for Women's Careers (OWC).

### PROGRAMS AND INITIATIVES

#### July/August 2019: Programs by Office

		Attendance
<b>OWC</b>	"Business of Life" workshop	26
<b>PDD /</b>	MGPA ICE Club "Mastering the Interview"	30
<b>MGPA</b>	Postdoc to P.I.	41
	Yoga Flow	21
<b>Grand Total</b>		<b>118</b>

\*CME program

#### Jul/Aug 2019 Initiatives

- ACC reporting
- ACTE&SWA Call for App open
- ACTE&SWA Data Analysis
- CFD Travel Awards
- ESL Fall 2019 Preparation
- Website content

#### YTD: CV Assistance



In Queue:	3
In Process:	9
Complete:	55

#### # Programs

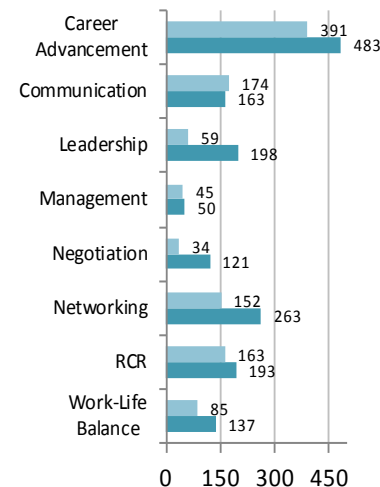
Jul/Aug	YTD
4	84

#### YTD: Program Attendance

Total	Men	Women	N/A
2,825	1,103	1,608	114

 Sum of Men Attended  
 Sum of Women Attended

#### Theme:



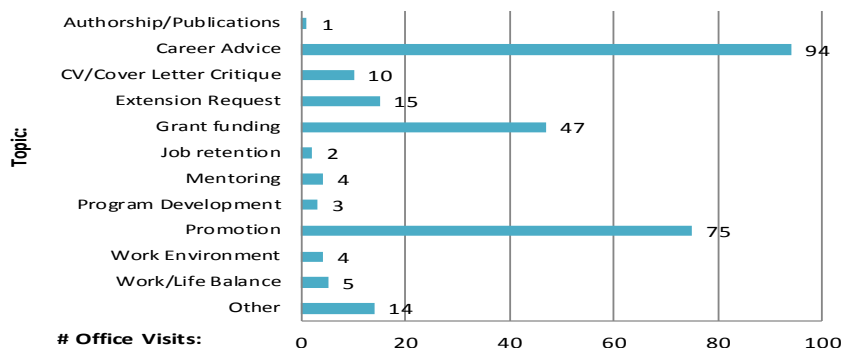
#### Program Evaluation Summary\*

Question	Jul/Aug			YTD		
	Yes	No	N/A	Yes	No	N/A
Did program meet your expectations?	100%	0%	0%	96%	3%	1%
Think program will have impact on your professional life?	100%	0%	0%	94%	4%	2%
Did you ever attend one of our programs before?	87%	13%	0%	64%	26%	10%

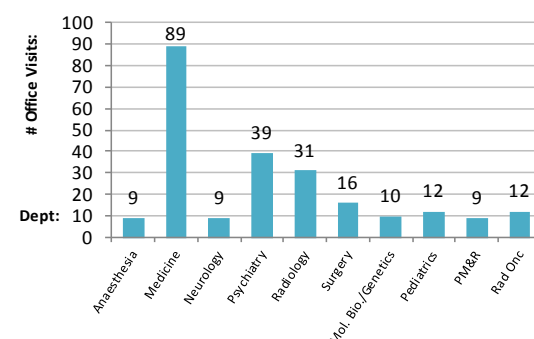
\*Does not include MGPA programs or networking social events

### OFFICE VISITS

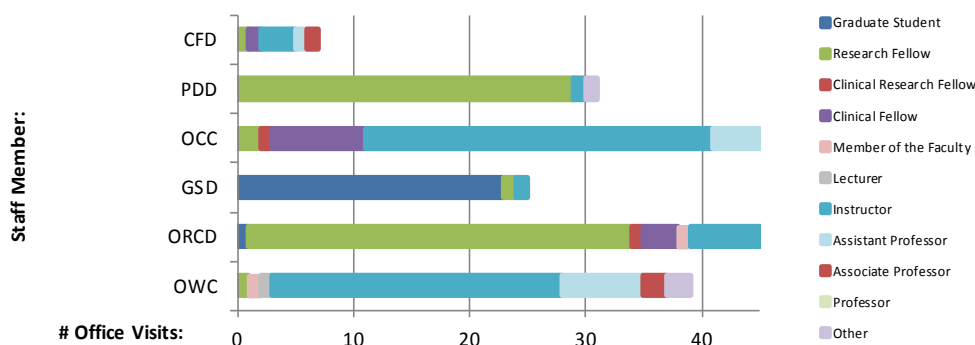
#### YTD: Topics Addressed



#### YTD: Top Ten Departments



#### YTD: Rank of Participants by CFD Staff Member



#### Total # Office Visits

Jul/Aug	YTD
108	411

#### Total # Individuals

Jul/Aug	YTD
100	348